

AF **Mecalac**
SERIES



AF
SERIES **Mecalac**

AF SERIES

EXPERIENCE OF YOUR WORKSITE

Thanks to their four-wheel steering, the front loaders feature an unsurpassed tipping load stability. A spacious operator's cabin, a great number of options, top performance data and easy maintenance make the machines an all-round power pack for professional use.



AF 1050




AF 1200

SUMMARY

INNOVATION, PERFORMANCE AND TOP QUALITY ARE THE KEY TO CUSTOMER SATISFACTION

The four-wheel steered AF series featuring a rigid chassis is characterised by high power, safety and comfort. The sleek Monoboom protects the inside components and enables a good view on the attachments. The small turning radius made possible by the four-wheel steering ensures fast work cycles in most confined spaces.

Versatile operation, ease of maintenance and durable components are warrantors for profitability and synonyms for Mecalac AF series loaders.



6 LET'S HAVE A LOOK AT YOUR ADVANTAGES



8 MONOBOOM

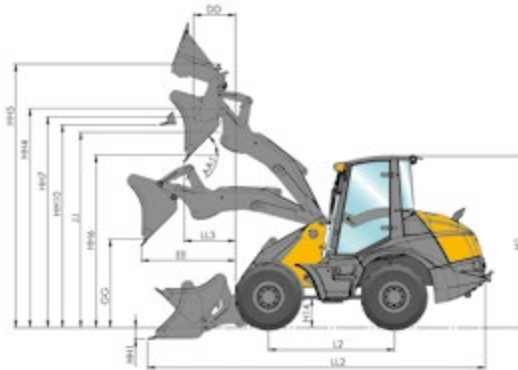




10 FOUR WHEEL STEERING



12 TECHNICAL DATA



LET'S HAVE A LOOK AT YOUR **+** ADVANTAGES

TOP PERFORMANCE AND PRECISION IN MOST CONFINED SPACES

The compact AF series with bucket volumes of 1,05 - 2 m³ (1.4 - 2.6 yd³) is ideal for demanding tasks. The rigid chassis with four-wheel steering makes these machines extremely safe. This means, there is no tipping load loss when the loader is in a fully steered position. The panorama cabin with comfort seat offers an excellent all-round vision.

A 40 km/h (25 mph) version (option) and the agile four-wheel steering are a perfect basis for fast and precise work cycles.

- PANORAMA CAB WITH 2 DOORS ON BOTH SIDES FOR EASY ACCESS
- RIGID CHASSIS
- FOUR-WHEEL STEERING FOR MAX. STABILITY AND EXCELLENT MANOEUVRABILITY
- MONOBOOM WITH POWERFUL AND PROTECTED Z-KINEMATICS
- INCREASED LIFTING POWER WITH BOOSTER KINEMATICS
- ELECTRO-HYDRAULIC BRAND-COMPATIBLE QUICK-COUPLER
- OPTIMAL ACCESS TO ALL SERVICE POINTS
- WIDE RANGE OF ATTACHMENTS





POWERFUL MECALAC MONOBOOM



FOCUS ON INNOVATION

PRACTICAL DESIGN

The Monoboom designed by Mecalac is a real innovation. It stands out by two key features: The large and bulky normal loader boom shape was converted into a sleek, elegant design offering the operator an improved view on the attachments and the work environment. This facilitates to comfortable and safe working.

The Mecalac Slide Roof Boom Construction also protects cylinders, cables and hydraulic hoses against atmospheric conditions and dropping material. At the same time, the components' service life can be increased considerably.

BOOSTER INSIDE

During loading, the additional compensation cylinder integrated in the Monoboam can increase the lifting force by up to 30%. Paired with the Z-Kinematics ensuring high tearing forces and optimum parallel lifting, this provides to more power for your daily work tasks without increased fuel consumption.

This power boost is particularly noticeable when loading bulk goods. Fast cycles and an unrivalled view on the attachments make daily work even more efficient. The powerful auxiliary hydraulics also let you operate, for example, road sweepers or plate compactors.







**100%
FUNCTIONAL**



COMPACT AND AGILE

The extremely robust rigid chassis with four-wheel steering is the basis for maximum stability at maximum performance because the footprint remains unchanged at all times. In other words, there is no tipping load loss when the loader is in a steered position. A small turning radius ensures optimum agility, even on most confined worksites. Less steering and driving motion reduces ground compaction.

The Monoboom adds to the famed agility and flexibility of the loader that lets you quickly and efficiently complete every task. It is the interplay of our Mecalac technologies that distinguishes our loaders and has made them so successful until today.

Flexibility. Performance. Safety.





SERVICES

PERFORMANCE, PROFITABILITY, LONGEVITY

DISCOVER OUR SERVICES

MECALAC PREMIUM LUBRICANTS

Premium lubricants to get the best out of your machines:

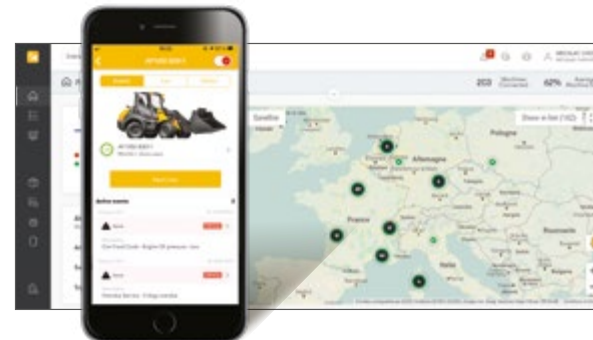
- Extended machine life
- Extended warranty and extended oil change intervals
- All-weather efficiency



MY MECALAC CONNECTED SERVICES

To optimise the use of its machines, MECALAC offers a range of telematics services:

- Remote fleet management
- Access to all machine usage data of the machines
- Limited machine downtime thanks to preventive maintenance



MECALAC GENUINE PARTS

Only genuine MECALAC parts ensure optimum service life and maximum performance:

- Certified genuine parts
- Maintenance kits
- Extended warranty



MECALAC TRAINING

Make full use of the full potential of your Mecalac machines:

- Efficient use
- Individual coaching
- Intensive practice



MECALAC FINANCIAL SOLUTIONS

A complete range of financial products and associated services to meet your specific needs:

- Machine purchase
- Machine rental
- Competitive rates



WARRANTY EXTENSIONS

Our solutions are well-adapted to your needs to maximise the life of your machines:

- Customised contracts
- Peace of mind
- Controlled expenses



The list of services offered may vary depending on your country. Consult your local Mecalac dealer for details.



TECHNICAL DATA

→ AF1050 / AT1200



AF 1200

Mecalac

TECHNICAL DATA



DATA	AF1050	AF1200
Operating weight	5800 kg (12,786 lb)	6000 kg (13,230 lb)
Engine power	55.4 kW / 75 hp (74.3 imperial hp)	55.4 kW / 75 hp (74.3 imperial hp)
Bucket capacity	1.05 – 1.50 m ³ (1.40 – 2.00 yd ³)	1.20 – 2 m ³ (1.60 – 2.60 yd ³)

- Comfortable panoramic driver's cabin with ROPS safety system
- Joystick controls
- Servo-assisted working hydraulics
- High-performance, power controlled, hydrostatic four-wheel drive
- Four-wheel steering system with automatic alignment
- Planetary axles with self-locking differential on front axle
- Monoboom with Z-Kinematics
- Increase of lifting power by Booster-Kinematics
- Hydraulically controlled quick-coupler with electric safety feature
- Brand compatible quick-coupler
- Wide range of attachments

ENGINE	AF1050	AF1200
Low-noise, water-cooled Deutz TCD 2.9 L4 turbo diesel engine with intercooler. Common Rail injection system, cooled external exhaust gas recirculation, diesel oxidation catalyst (DOC).	EU Stage V - Diesel Particulate Filter (DPF) (standard in Europe) U.S. EPA Tier 4 Final*	
Net power at acc. to ISO 14396	2300 rpm 55,4 kW / 75 hp (74.3 imperial hp)	2300 rpm 55,4 kW / 75 hp (74.3 imperial hp)
Max. torque at acc. to ISO 14396	1600 rpm 300 Nm	1600 rpm 300 Nm
Air intake filter: 2-level dry-air filter with safety cartridge	•	•
Electrical system:		
- Operating voltage	12 Volt	12 Volt
- Battery capacity	95 Ah	95 Ah
- Alternator rating	120 A	120 A

*Depending on your Local Legislation - Environmental Protection Agency (EPA)

TECHNICAL DATA

DRIVE	AF1050	AF1200
Hydrostatic drive with automotive control, 2 stages for maximum propulsive force, shiftable under load, multifunctional lever (joystick) for drive and working hydraulics control	•	•
Axles:		
Planetary axles with four-wheel steering for maximum manoeuvrability, oscillating rear axle with suspension	•	•
Differential lock: self-locking differential in front axle	•	•
Wheels:		
- Tyre size	14.5-20	14.5-20
- Optional	365/80 R20	405/70 R20
Speeds:		
- Road gear	0-20 km/h (0-12 mph)	0-20 km/h (0-12 mph)
- Option	0-40 km/h (0-25 mph)	0-40 km/h (0-25 mph)
- Field gear	0-5 km/h (0-3.10 mph)	0-5 km/h (0-3.10 mph)
Oscillation: max. oscillation angle	+/-10°	+/-10°

BRAKES	AF1050	AF1200
Working brakes:		
1. hydrostatic inching brake, acting on all 4 wheels	•	•
2. hydraulically operated, servo-assisted disc brake, acting on all four wheels (30/40 km/h versions: oil-immersed multiple disc brake) on front axle, acting on all 4 wheels	•	•
Parking brake:		
Mechanical actuated disc brake on front axle (30/40 km/h versions: Spring loaded brake), acting on all 4 wheels	•	•

STEERING	AF1050	AF1200
Hydrostatic four-wheel steering with 3 steering modes with automatic alignment (four-wheel, front-wheel and crab steer)	•	•
Max. steering angle	+/-35°	+/-35°
Turning radius:		
- Measured over rear	3700 mm (12'2")	3700 mm (12'2")
- Measured over bucket	4060 mm (13'3")	4270 mm (13'3")

HYDRAULIC SYSTEM	AF1050	AF1200
Single circuit working hydraulics with gear pump (lift/lower, tilt, accessories), and steering (via priority valve); three-way control valve with primary and secondary safeguards	•	•
Max. operating pressure at 2300 rpm	84 l/min (22.2 gal/min) and 225 bar (3263 psi)	84 l/min (22.2 gal/min) and 225 bar (3263 psi)
Max. operating pressure at 2300 rpm	35 l/min (9.2 gal/min) and 220 bar (3190 psi)	35 l/min (9.2 gal/min) and 220 bar (3190 psi)
Floating position for boom cylinders		
Cylinder: 2 lifting cylinders	•	•
1 tilting cylinder	•	•

PERFORMANCE DATA	AF1050	AF1200
Bucket position:		
- Crowd angle	45°	45°
- Dump angle top	45°	45°
Lifting force	5400 daN (12,140 lbf)	6600 daN (14,837 lbf)
Breakout force	4900 daN (11,016 lbf)	4900 daN (11,016 lbf)
Thrust force	4650 daN (10,454 lbf)	4650 daN (10,454 lbf)
Tipping load:		
- Standard bucket, max. steered, straight	3800 kg (8,378 lb)	4300 kg (9,480 lb)
Payload on forks:		
- Max. steered, frontal, even terrain	2500 kg (5,512 lb)	2870 kg (6,327 lb)
Tipping load according to ISO 14397	•	•
Payload according to EN 474-3	•	•

FILLING CAPACITIES	AF1050	AF1200
Engine with filter	approx 8 l (2.1 gal)	approx 8 l (2.1 gal)
Fuel tank	approx 130 l (34.3 gal)	approx 130 l (34.3 gal)
Front axle total	approx 11 l (2.9 gal)	approx 11 l (2.9 gal)
Rear axle with gearbox	approx 12 l (3.2 gal)	approx 12 l (3.2 gal)
Hydraulic system with tank	approx 134 l (35.4 gal)	approx 134 l (35.4 gal)

CHASSIS	AF1050	AF1200
Rigid, single-component chassis for maximum stability, independent of steering position	•	•
Innovative Booster boom with protected, internal kinematics as well as collision save internal lines, hoses and electrics	•	•
Standard, brand compatible electro-hydraulic quick-coupler with exact parallel guidance feature	•	•
The monoboom concept guarantees optimum visibility to attachments	•	•
Operator's cab with flexible four-point mountings for maximum driver comfort and minimum noise levels	•	•
The servo-assisted joystick controls are smooth, accurate and long lasting	•	•

NOTE: METRIC MEASUREMENTS ARE THE CRITICAL VALUES

- 1 Litre = 0.26417 US Liquid Gallons
- 1 Litre = 0.21997 Imperial Liquid Gallons

TECHNICAL DATA

STANDARD FEATURES	AF1050	AF1200
Amply dimensioned ROPS panoramic comfort cabin with 2 lockable doors for easy entry from both sides	•	•
The large doors open through 180° within the contour of the loader and can be locked in 2 positions	•	•
Single piece floor mat for easy cleaning	•	•
Tinted windows	•	•
Parallel guided windscreen wiper for maximum visibility	•	•
Rear wiper	•	•
Front and rear screen washing device	•	•
Heated rear window	•	•
2 large fold away outside mirrors	•	•
Tinted roof window	•	•
Steering column is adjustable in height and inclination, ergonomically adjustable joystick	•	•
Multiply adjustable driver's seat with armrest and mechanical, weight adjustable suspension and safety belt	•	•
Sun visor	•	•
Heating and ventilation system with fresh air filter and recirculation air function	•	•
Main battery switch	•	•
Interior light	•	•
12 V socket	•	•
Coat hook	•	•
Storage pockets in the cabin	•	•
Storage box with lid	•	•
Lockable storage compartment at the chassis	•	•
Intuitive modular control panel with onboard computer for machine monitoring	•	•
Symbolic displays and control lights	•	•
2 driving lights on cabin roof	•	•
Reversing lights	•	•
Indicators	•	•
Rear and brake lights	•	•
Single key system	•	•
Brand compatible hydraulic quick-coupler with electric safety device	•	•
Indicator for parallel position at monoboom	•	•
Towing coupling	•	•
Fastening and lifting points	•	•
1 st auxiliary hydraulics circuit integrated in the joystick	•	•
Color scheme: yellow	•	•
Operator's cabin, axles and wheels grey	•	•

OPTIONAL EQUIPMENT	AF1050	AF1200
30 or 40 km/h (19 or 25 mph) version	•	•
Wide tires	•	•
Beacon light	•	•
Interior mirror	•	•
Acoustic back up alarm	•	•
FOPS grid for cabin roof	•	•
2 nd auxiliary hydraulics	•	•
Permanent function for auxiliary hydraulics	•	•
High performance hydraulic	•	•
Safety valves	•	•
Boom suspension	•	•
Bio-degradable oil fill for hydraulic system	•	•
Radio	•	•
Lifting height limiter	•	•
Pressureless return line	•	•
Inching speed	•	•
Lockable differential on rear axle	•	•
Air suspended drivers seat	•	•
Air-conditioning system	•	•
Immobilizer	•	•
Heated outside mirrors	•	•
Sliding windows right and left	•	•
2 working lights rear	•	•
LED working lights front and rear	•	•
Towing coupling complying to road regulations	•	•
Rear mounting bracket	•	•
Special corrosion protection for salt applications	•	•
Attachments as per separate list as pallet fork, load hook etc.	•	•
Diesel Particulate Filter (DPF) (standard in Europe)	•	•

EMISSIONS	AF1050 / AF1200	
Engine: Emissions according to EU-RL 97/68	EU Stage V U.S. EPA Tier 4 Final*	
Noise emission:		
- Sound power level LWA ¹	100 dB(A)	100 dB(A)
- Acoustic power level LpA ²	75 dB(A)	75 dB(A)
Vibrations:		
- Vibration total value ³	< 2.5 m (8'2")/s ²	< 2.5 m (8'2")/s ²
- Effective vibration level ⁴	< 0.5 m (1'7")/s ²	< 0.5 m (1'7")/s ²

*Depending on your Local Legislation - Environmental Protection Agency (EPA)

¹ According to 2000/14/EG

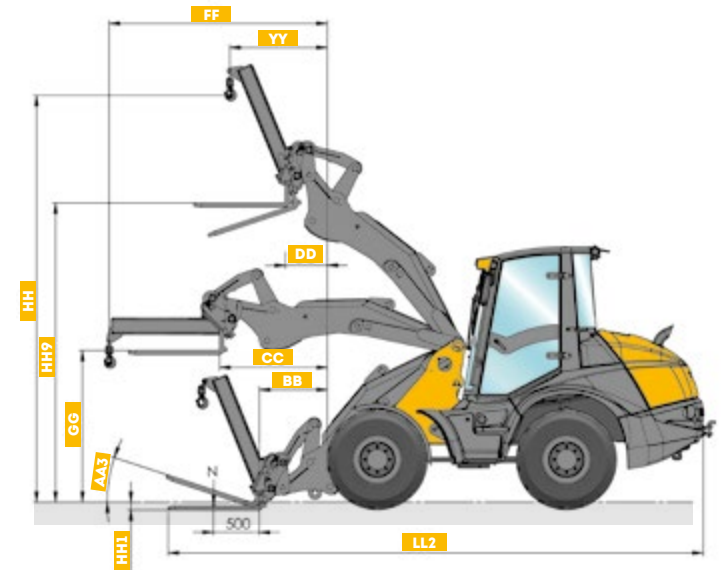
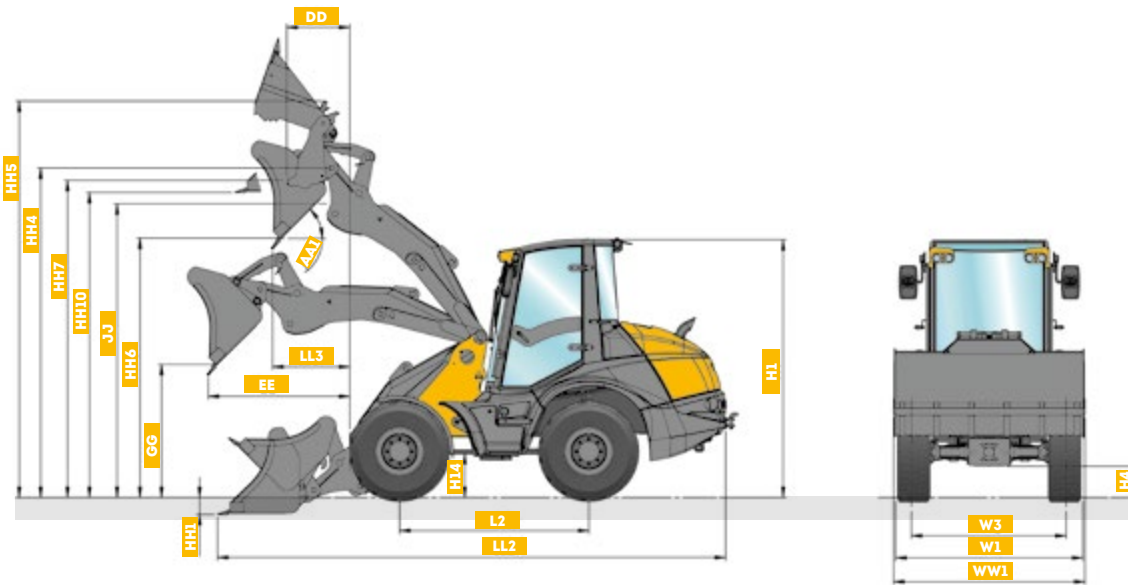
³ According to ISO/TR 25398

² According to ISO 6396

⁴ According to ISO/TR 25398

Standard and optional equipment may vary. Consult your Mecalac dealer for details.

TECHNICAL DATA



MACHINE DIMENSIONS	AF1050		AF1200	
BUCKETS	STD. 01.05 m ³ (140 yd ³)	4x1 - 1 m ³ (1.31 yd ³)	STD. 1.20 m ³ (1.60 yd ³)	4x1 - 1.10 m ³ (1.44 yd ³)
AA1	45°	43°	45°	43°
DD	-	570 mm (1'11")	-	570 mm (1'11")
EE	1610 mm (5'3")	1820 mm (5'12")	1610 mm (5'3")	1820 mm (5'12")
GG	875 mm (2'10")	765 mm (2'6")	875 mm (2'10")	765 mm (2'6")
H1	2840 mm (9'4")	2840 mm (9'4")	2840 mm (9'4")	2840 mm (9'4")
H14	420 mm (1'5")	420 mm (1'5")	420 mm (1'5")	420 mm (1'5")
H4	420 mm (1'5")	420 mm (1'5")	420 mm (1'5")	420 mm (1'5")
HH1	100 mm (0'4")	90 mm (0'3.5")	100 mm (0'4")	90 mm (0'3.5")
HH10	3455 mm (11'4")	3435 mm (11'3")	3455 mm (11'4")	3435 mm (11'3")
HH4	3650 mm (11'12")	3650 mm (11'12")	3650 mm (11'12")	3650 mm (11'12")
HH5	4590 mm (15'1")	4530 mm (14'10")	4590 mm (15'1")	4530 mm (14'10")
HH6	2820 mm (9'3")	2780 mm (9'1")	2820 mm (9'3")	2780 mm (9'1")
HH7	-	3390 mm (11'1")	-	3390 mm (11'1")
JJ	2920 mm (9'7")	2920 mm (9'7")	2920 mm (9'7")	2920 mm (9'7")
L2	2085 mm (6'10")	2085 mm (6'10")	2085 mm (6'10")	2085 mm (6'10")
LL2	6080 mm (19'11")	6120 mm (20'1")	6080 mm (19'11")	6120 mm (20'1")
LL3	740 mm (2'5")	740 mm (2'5")	740 mm (2'5")	740 mm (2'5")
W1	2060 mm (6'9")	2060 mm (6'9")	2060 mm (6'9")	2060 mm (6'9")
W3	1660 mm (5'5")	1660 mm (5'5")	1660 mm (5'5")	1660 mm (5'5")
WW1	2100 mm (6'11")	2100 mm (6'11")	2100 mm (6'11")	2100 mm (6'11")


MACHINE DIMENSIONS	AF1050		AF1200	
	FORKS	LOAD HOOK	FORKS	LOAD HOOK
AA3	18°	-	18°	-
BB	850 mm (2'9")	-	850 mm (2'9")	-
CC	1300 mm (4'3")	-	1300 mm (4'3")	-
DD	440 mm (1'5")	-	440 mm (1'5")	-
FF	-	2730 mm (8'10")	-	2730 mm (8'10")
YY	-	1220 mm (4'0")	-	1220 mm (4'0")
GG	1470 mm (4'10")	-	1470 mm (4'10")	-
HH1	120 mm (0'5")	-	120 mm (0'5")	-
HH	-	4450 mm (14'7")	-	4450 mm (14'7")
HH9	3340 mm (10'11")	-	3340 mm (10'11")	-
LL2	6050 mm (19'10")	-	6050 mm (19'10")	-

All data based on standard tires.

All data are non-binding.

Changes are reserved without notice.

The order confirmation is exclusively decisive.



MECALAC FRANCE S.A.S.
2, avenue du Pré de Challes
Parc des Glaisins – CS 40230
Annecy-le-Vieux
FR - 74942 Annecy Cedex
Tel. +33 (0)4 50 64 01 63

**MECALAC BAUMASCHINEN
GMBH**
Am Friedrichsbrunnen
D-24782 Büdelsdorf
Tel. +49 (0)43 31/3 51-319

**MECALAC CONSTRUCTION
EQUIPMENT UK LTD**
Unit 1, Mallory Way
Gallagher Business Park
Coventry, CV6 6PB, UK
Tel. +44 (0)24 7633 9400

**MECALAC İŞ MAKİNELERİ
SAN. VE TİC. LTD. ŞTİ.**
Ege Serbest Bölgesi
Zafer SB Mahallesi Gündüz Sokak No:17/1
35410, Gazimür - İzmir - TÜRKİYE
Tel. +90 232 220 11 15



WWW.MECALAC.COM